



Metal Roofing & Siding Collection

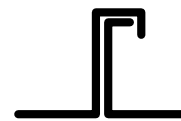

SLEEK, MODERN, DURABLE, SUPERIOR
PERFORMANCE, & LONG LASTING

BC-SS150

1.5" Mechanical Lock Standing Seam

STRENGTH, STYLE, & SEAMLESS PROTECTION

The 1.5" Mechanical Seam roofing system is a top choice for durability, weather resistance, and sleek aesthetics. Featuring a tall, secure seam that is mechanically locked for superior strength, this roofing style is ideal for areas with extreme weather conditions, including heavy snow, high winds, and intense rain. Its clean, continuous lines create a modern and polished look, making it a favorite for both residential and commercial applications. The tightly sealed seams provide exceptional water resistance, reducing the risk of leaks and increasing the roof's lifespan. Available in a variety of finishes and colours, 1.5" Mechanical Seam roofing enhances the architectural appeal of any building while delivering long-term performance and minimal maintenance. A system proven to last generations.



Available in 26ga & 24ga material.

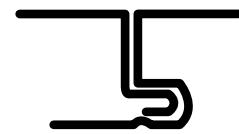


BC-XXXXX

1" BC Lux Plank Siding

WITH A CONCEALED FASTENER

A 1-inch flush metal panel system offers a sleek, modern aesthetic with clean, uninterrupted lines that enhance the architectural appeal of any building. Designed for both walls and soffits, this system provides a smooth, low-profile appearance while maintaining exceptional durability. The interlocking panels create a tight, secure fit, ensuring superior resistance to moisture and wind infiltration. With its lightweight construction and easy installation, a 1-inch flush metal panel system is a versatile choice for contemporary designs, offering long-lasting performance with minimal maintenance. Available in a range of colours and finishes, it delivers both aesthetic flexibility and structural reliability for residential, commercial, and industrial applications.



Available in 26ga & 24ga material.
Can be installed horizontal or vertical.




BC-XXXXX

BC Traditional Board and Batten

WITH AN ADJUSTABLE REVEAL

A board and batten metal system combines classic charm with modern durability, offering a timeless look that complements both traditional and contemporary architecture. Featuring wide panels with raised battens, this system creates a bold, dimensional appearance that adds character to exterior walls, accent features, and even roofing applications. Unlike wood, metal board and batten is highly durable, resistant to warping, rotting, and pests, making it a low maintenance alternative with long-lasting performance. Its strong interlocking design provides excellent protection against harsh weather, ensuring superior wind and moisture resistance. Available in a variety of colours and finishes, a board and batten metal system enhances curb appeal while delivering exceptional strength and longevity.



Available in 26ga & 24ga material.



Metal Colour Options

(ACTUAL COLOUR MAY VARY FROM REPRESENTATION)




Classic Colours

Bright White	Polar White	Appliance	Cambridge White	White-White
Bone White	Surf White	Cashmere	Antique Linen	Wicker
Tan	Briarwood Tan	Gold	Pebblestone	Stone Grey
Regent Grey	Charcoal	Iron Ore	Black	Dark Brown
Coffee Brown	Metro Brown	Mist Green	Sage Green	Turquoise
Pacific Turquoise	Deep Water Green	Forest Green	Spruce Green	Melchers Green
Dark Green	Bright Red	Tile Red	Dark Red	Burgundy
Sapphire Blue	Royal Blue	Slate Blue	Heron Blue	Labrador Blue

Metal Colour Options

(ACTUAL COLOUR MAY VARY FROM REPRESENTATION)

Signature Premium Colours




Bright White



Parchment



Sierra Tan



Champagne Metallic*



Mocha



Weathered Cop-



Bronze



Dark Bronze



Copper Penny*



Terra Cotta



Colonial Red



Retro Red



Hemlock Green




Forest Green



Hartford Green



Twilight Blue



Regal Blue



Silver Metallic*



Old Town Grey




Weathered Zinc*



Old Zinc Grey




Slate Grey




Black

*Metallic Colours; please be advised these colours are batch-sensitive and directional in nature. We strongly advise against mixing batches on any project.


TEX Series Colours




Kona Brown




Dark Brown




Graphite



Dark Graphite

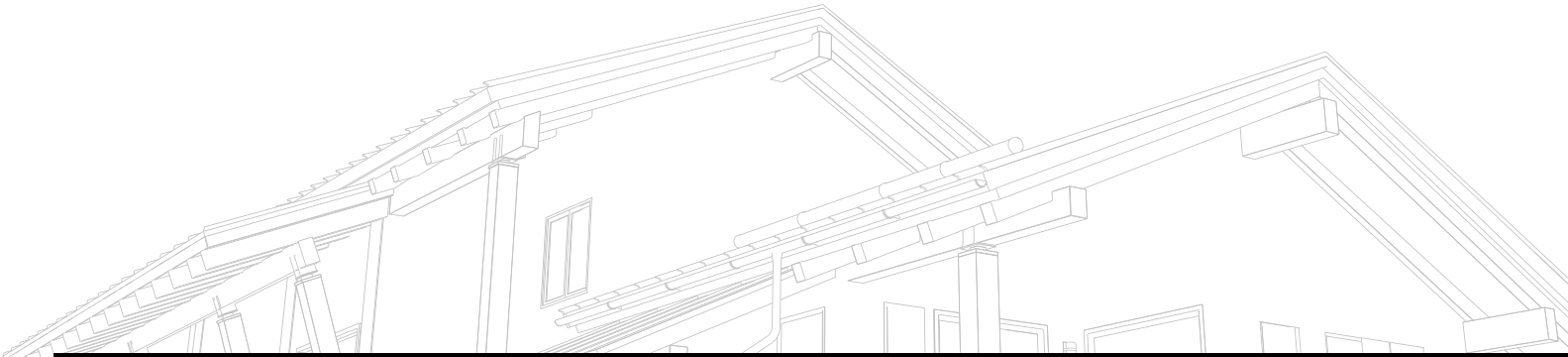


Burnished Slate



Onyx Black

TEX Series colours; please be advised these colours are batch-sensitive and directional in nature. We strongly advise against mixing batches on any project.



Printed Series Colours



Saddle



Frontier




Acorn



Gunstock



Espresso




Durango



Homestead



Autumn



Birch




Ponderosa



Canyon



Barnboard



Light Zinc



Dark Zinc



Rustic Red



Aged Copper

Printed Series colours; please be advised these colours are batch-sensitive and directional innature. We strongly advise against mixing batches on any project.





Call Us
705-715-7529

Email Us
Info@BCRoofingAndSheetMetal.com

Address
9 Laurier Road
Penetanguishene, ON
L9M 1G8